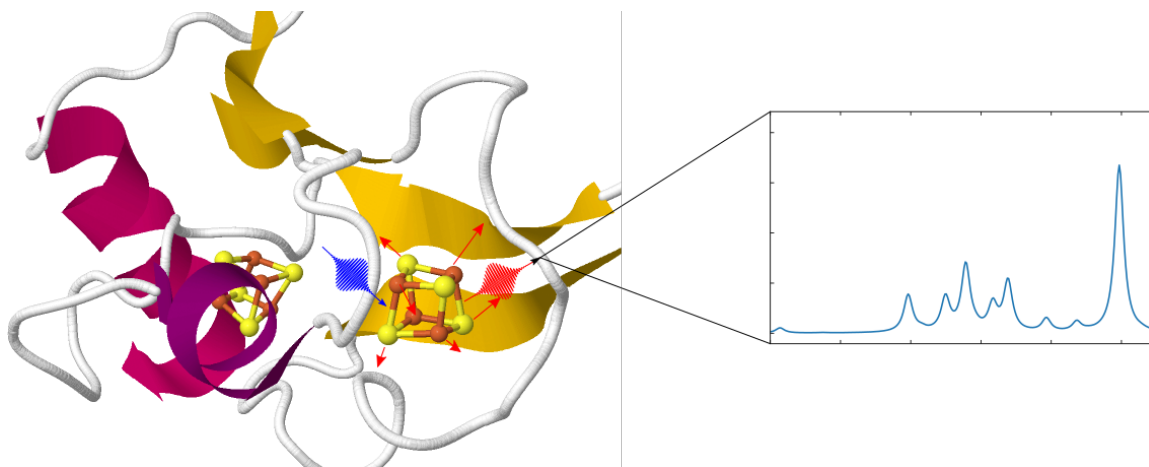
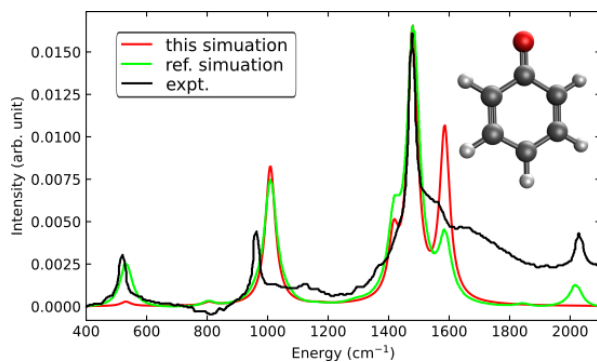


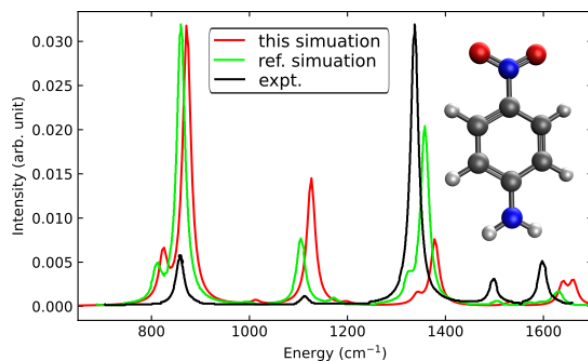
## Simulating Resonance Raman Spectroscopy with the IMDHO model



- Resonance Raman spectroscopy (RRS) is an optical Raman technique in which the incident photon energy is in resonance with an electronic transition of the system.
- RRS selectively enhances molecular vibrations that couple strongly to the electronic transition. The signals are much stronger than in non-resonant Raman.
- RRS is sensitive to excited-state dynamics.
- RRS are computed with the "independent-mode, displaced harmonic oscillator" (IMDHO) model.



(a) RRS of phenoxyl radical



(b) RRS of para-nitroaniline

Request a free trial at [www.q-chem.com](http://www.q-chem.com)